



# Programma SKILL

## Miltech

## Super matt

## Leaf metal

## Laminato

Laminate  
Stratifié  
Laminado  
Laminat

## Fenix

## Laccato satinato

Satin lacquer  
Laqué satiné  
Lacado satinado  
Lack satiniert

## Laccato lucido

Gloss lacquer  
Laqué brillant  
Lacado brillante  
Lack Hochglanz

## Laccato raw poro aperto

Raw open-pore lacquer  
Laqué raw à pores ouverts  
Lacado raw a poro abierto  
Offenporige Lackausführung Raw

## Rovere raw

Raw oak  
Chêne raw  
Roble raw  
Eiche Raw

## Noce raw

Raw walnut  
Noyer raw  
Nogal raw  
Nussbaum Raw

## Eucalipto raw

Raw Eucalyptus  
Eucalyptus Raw  
Eucalipto raw  
Eukalyptus Raw

## Legni custom

Custom wood  
Bois Custom  
Maderas Custom  
Holz Custum

























## Gres

MODULNOVA

# SKILL

## miltech

opaco - matt - mat - mate - matt

opaco	 biano <b>D01</b>	 magnolia <b>D92</b>	 champagne <b>D90</b>	 cachemire <b>D94</b>	 beige <b>D91</b>	 agata grey <b>D93</b>
opaco	 grigio cendre <b>D95</b>	 perla <b>D96</b>	 argilla <b>D80</b>	 grigio marna <b>D81</b>	 bronzo <b>D97</b>	 lava <b>D98</b>
opaco	 rovere bruges* <b>DVB</b>	 pembroke* <b>D99</b>	 noce milano* <b>DNM</b>	 eucalipto* <b>D89</b>	 rovere carbone* <b>DVC</b>	 rovere tivoli* <b>DRT</b>
opaco	 rovere fumo raw* <b>DRF</b>	 riace <b>D83</b>	 iron <b>D84</b>	 black dust* <b>D86</b>	 bronze ref* <b>D60</b>	 metal ref* <b>D61</b>
opaco	 sahara noir raw <b>D87</b>	 graphite raw <b>D88</b>				

\* Finiture con senso vena - Finishes with direction of grain - Finitions avec sens des veinures - Acabados con dirección de la veta - Ausführungen mit Verlauf der Maserung

## super matt

opaco - matt - mat - mate - matt

opaco	 warm grey <b>D70</b>	 smoke grey <b>D71</b>	 london grey <b>D72</b>	 black grey <b>D73</b>
-------	--	---	--	---

## leaf metal









































opaco - matt - mat - mate - matt

opaco	 cool grey* <b>F20</b>	 dark brown* <b>F21</b>	 ivory* <b>F22</b>
-------	---	--	---

\* Finiture con senso vena - Finishes with direction of grain - Finitions avec sens des veinures - Acabados con dirección de la veta - Ausführungen mit Verlauf der Maserung

laminato - laminate - stratifié - laminado - Laminat

opaco - matt - mat - mate - matt

						
opaco	bianco 601	magnolia 692	champagne 690	oxford 614	beige 691	grigio chiaro 620
						
opaco	agata grey 693	cendre 665	grafite 621	perla 694	argilla 605	grigio marna 606
						
opaco	bronzo 669	lava 668	silver stone 657	canapa stone 656	grey stone 658	cemento 684
						
opaco	pietra piacentina 685	pietra grigia 674	black rock 675	cesar brown 676	rovere chiaro* 630	rovere bruges* 680
						
opaco	olmo fiammato* 679	olmo* 677	pembroke* 666	rovere tabacco* 634	noce milano 624	olmo brown* 635
						
opaco	rovere bruciato* 682	rovere carbone* 681	rovere tivoli* 667	rovere fumo raw* 626	eucalipto* 609	riace 610
						
opaco	iron 611	black dust* 627	sahara noir raw 623	graphite raw 625	* Finiture con senso vena Finishes with direction of grain Finitions avec sens des veinures Acabados con dirección de la veta Ausführungen mit Verlauf der Maserung	

fenix

opaco - matt - mat - mate - matt

						
opaco	bianco kos 640	champagne 642	terra 644	atmosfera 645	nero 646	grigio efeso 648
						
opaco	arizona 638	grigio antrim 639	grigio bromo 649	cacao 637		

# SKILL

































laccato - lacquered - laqué - lacado - Lackausführung

satinato: satin - satiné - mate - Satiniert / lucido: gloss - brillant - brillante - Hochglanz / raw poro aperto: raw open-pore - raw pores ouverts - raw a poro abierto - Ausführung "raw" offenporig

satinato lucido						
	bianco <b>SBI</b> <b>LBI</b>	bianco snow <b>SBW</b> <b>LBW</b>	corda <b>SCO</b> <b>LCO</b>	fokos sale <b>SFS</b> <b>LFS</b>	sabbia amande <b>SAS</b> <b>LSA</b>	tortora <b>STO</b> <b>LTO</b>
satinato lucido						
	vapore <b>SVP</b> <b>LVP</b>	beige tornabuoni <b>SBV</b> <b>LBV</b>	conchiglia <b>SCN</b> <b>LCN</b>	ecru caramel <b>SEC</b> <b>LEC</b>	fokos rena <b>SFR</b> <b>LFR</b>	melanzana <b>SME</b> <b>LME</b>
satinato lucido						
	atmosfera <b>SAT</b> <b>LAT</b>	marrone noisette <b>SMN</b> <b>LMN</b>	fokos roccia <b>SFO</b> <b>LFO</b>	terra amazon <b>STA</b> <b>LTA</b>	nuvola <b>SNU</b> <b>LNU</b>	grigio steel <b>SGT</b> <b>LGT</b>
satinato lucido						
	grigio perla <b>SGR</b> <b>LGR</b>	ghiaccio <b>SGH</b> <b>LGH</b>	grigio smoke <b>SGS</b> <b>LGS</b>	grigio pietra chiara <b>SGP</b> <b>LPG</b>	grey calm <b>SFG</b> <b>LFG</b>	grigio cendre <b>SGC</b> <b>LGE</b>
satinato lucido						
	fokos piombo <b>SFP</b> <b>LFP</b>	amber <b>SFA</b> <b>LFA</b>	dark depth <b>SFD</b> <b>LFD</b>	grigio bluestone <b>SGB</b> <b>LGB</b>	nero <b>SNE</b> <b>LNE</b>	panna <b>SPA</b> <b>LPA</b>
satinato lucido						
	orzo <b>SGO</b> <b>LGO</b>	ocra <b>SOC</b> <b>LOC</b>	peperone <b>SPG</b> <b>LGP</b>	mandarino <b>SMA</b> <b>LMA</b>	rosso <b>SRO</b> <b>LRO</b>	mattone <b>SGM</b> <b>LGM</b>
satinato lucido						
	bordeaux <b>SRB</b> <b>LBX</b>	prugna <b>SPR</b> <b>LPR</b>	verde fieno <b>SVF</b> <b>LVF</b>	verde oliva <b>SVL</b> <b>LVL</b>	verde lime <b>SVE</b> <b>LVE</b>	azzurro <b>SAZ</b> <b>LAZ</b>
satinato lucido						
	verde balsamo <b>SVB</b> <b>LVB</b>	blu notte <b>SBN</b> <b>LBN</b>	blu scuro <b>SSB</b> <b>LBS</b>	nero greco <b>SFN</b> <b>LFN</b>	royal grey <b>SFB</b> <b>LFB</b>	stone grey <b>SFH</b> <b>LFH</b>
satinato lucido						
	colore a campione <b>S99</b> <b>L99</b>					

laccato raw poro aperto - raw open-pore lacquer - laqué raw à pores ouverts - lacado raw a poro abierto - Offenporige Lackausführung Raw

poro aperto - open-pore - pores ouverts - poro abierto - offenporig

poro aperto	 bianco <b>RBI</b>	 bianco snow <b>RBW</b>	 corda <b>RCO</b>	 fokos sale <b>RFS</b>	 sabbia amande <b>RSA</b>	 tortora <b>RTO</b>
poro aperto	 vapore <b>RVP</b>	 beige tornabuoni <b>RBV</b>	 conchiglia <b>RCN</b>	 ecru caramel <b>REC</b>	 fokos rena <b>RFR</b>	 melanzana <b>RME</b>
poro aperto	 atmosfera <b>RAT</b>	 marrone noisette <b>RMN</b>	 fokos roccia <b>RFO</b>	 terra amazzon <b>RTZ</b>	 nuvola <b>RNU</b>	 grigio steel <b>RGT</b>
poro aperto	 ghiaccio <b>RGH</b>	 grigio smoke <b>RGS</b>	 grigio pietra chiara <b>RPC</b>	 grey calm <b>RFG</b>	 grigio cendre <b>RGE</b>	 fokos piombo <b>RFP</b>
poro aperto	 amber <b>RFA</b>	 dark depth <b>RFD</b>	 grigio bluestone <b>RGB</b>	 nero <b>RNE</b>	 nero greco <b>RFN</b>	 royal grey <b>RFB</b>
poro aperto	 stone grey <b>RFH</b>	 colore a campione <b>R99</b>				

## SKILL

rovere raw - raw oak - chêne raw - roble raw - Eiche Raw



rovere carbone

**RD1**




rovere fumo

**RD7**




rovere cuoio

**RD3**



rovere ossidato

**RD5**



rovere cenere

**RD4**



rovere puro

**RD6**




rovere caffè

**RD8**



rovere brown

**R01**



rovere cortina


**R06**

noce raw - raw walnut - noyer raw - nogal raw - Nussbaum Raw



noce cuoio

**ND3**




noce cenere

**ND4**




noce sbiancato

**ND1**



noce naturale

**ND2**



noce ossidato

**ND5**




noce classic

**ND6**



noce milano


**N03**



noce grigio

**N04**


eucalipto raw - raw eucalyptus - eucalyptus raw - eucalipto raw - Eukalyptus Raw



eucalipto brera

**ED1**

legni custom - custom wood - bois custom - maderas Custom - Holz Custom



















legni custom





**TLC**

Personalizzazione anta su campione fornito dal cliente  
Door customised in compliance with customer's sample  
Personnalisation de la porte sur échantillon fourni par le client  
Personalización de puerta a partir de muestra entregada por el cliente  
Individuelle Gestaltung der Tür laut Muster des Kunden

## finiture fascia A - category A finishes - finitions catégorie A - acabados categoría A - Ausführungen Preisklasse A

					
fokos sale <b>TFS</b>	fokos rena <b>TFR</b>	fokos roccia <b>TFO</b>	fokos piombo <b>TFP</b>	pietra savoia perla <b>TFF</b>	pietra savoia grigia <b>TFH</b>
					
pietra savoia antracite <b>TFL</b>	nero greco <b>TIO</b>	city stone brown <b>TIP</b>	city stone pearl <b>TIQ</b>	black metal <b>TSK</b>	grey calm <b>TFG</b>
					
dark depth <b>TFD</b>	emperador marrone <b>TFT</b>	emperador grigio <b>TFQ</b>	ivory <b>TFI</b>	silver <b>TFU</b>	plumb <b>TFV</b>
					
amber <b>TFA</b>	vintage gris <b>TIR</b>	senda <b>TIS</b>	pietra piacentina frammata <b>TIV</b>	sahara noir <b>TIT</b>	noir desir <b>TIZ</b>
					
graphite raw <b>TIW</b>	sahara noir raw <b>TIX</b>	gold brown <b>TIY</b>	bianco snow eff. calce <b>TTS</b>	grey calm eff. calce <b>TTG</b>	dark depth eff. calce <b>TTD</b>


## finiture fascia B - category B finishes - finitions catégorie B - acabados categoría B - Ausführungen Preisklasse B

			
stone grey <b>TIN</b>	calacatta <b>TFC</b>	bianco opaco <b>TFB</b>	carrara <b>TIU</b>


## SKILL

profilo anta skill - skill door profile - profil porte skill - perfil de puerta skill - Profil f. Tür skill


profilo maniglia finitura metalli dust - dust metal finish grip profile - profil poignée finition métaux dust - perfil tirador acabado metales dust - Griffprofil Ausführung Metalle Dust



iron dust



bronze dust



acciaio satinato



nero

## skill gres

anta skill - skill door - porte skill - puerta skill - Tür Skill



pannello di supporto - backing panel - panneau de support - panel de sustrato - Trägerplatte




nero



grigio cendre

## finitura scocca


carcasses - finition caisson - acabado estructura - Korpusinnenseite




grigio texture

## finitura scocca con supplemento di prezzo


carcasses available with a surcharge - finition caisson avec supplément - acabado estructura con recargo - Korpusinnenseite mit Preiszuschlag



lava



eucalipto



riace



**I Anta Miltech:** anta spessore 20 mm. realizzata con pannello di particelle di legno a bassa emissione di formaldeide (classe E1) rivestito con carta melaminica. Profilo maniglia incasso brevettato.

**Anta super matt:** anta spessore 20 mm. realizzata con pannello MDF nobilitato, super opaco, antimpronta, morbido al tatto e resistente al graffio.

**Anta leaf metal:** anta spessore 20 mm. realizzata con pannello MDF rivestito con laminato in PET 3 strati. Nello strato intermedio è presente una foglia micron di alluminio. Lo strato superiore garantisce una ottima resistenza al graffio.

**Anta laminato:** anta spessore 20 mm. realizzata con pannello di particelle di legno a bassa emissione di formaldeide (classe E1) rivestito su due lati con foglio laminato e bordato 4 lati con bordo unicolor. Incollaggio poliuretano. Profilo maniglia incasso brevettato.

**Anta laminato Fenix:** anta spessore 20 mm. realizzata con pannello di particelle di legno a bassa emissione di formaldeide (classe E1) rivestito su un lato con foglio laminato Fenix e bordato 4 lati con bordo ABS. Incollaggio poliuretano. Profilo maniglia incasso brevettato.

**Anta laccato satinato:** anta spessore 20 mm. realizzata con pannello MDF laccato satinato su fondo poliestere. Profilo maniglia incasso brevettato.

**Anta laccato lucido:** anta spessore 20 mm. realizzata con pannello MDF laccato lucido su fondo poliestere. Profilo maniglia incasso brevettato.

**Anta laccato raw poro aperto:** anta spessore 20 mm. realizzata con

pannello di particelle di legno a bassa emissione di formaldeide (classe E1) rivestito con piallaccio di rovere, bordato legno su quattro lati e laccato. Profilo maniglia incasso brevettato.

**Anta noce raw:** anta spessore 20 mm. realizzata con pannello di particelle di legno a bassa emissione di formaldeide (classe E1) rivestito con piallaccio di noce, bordato legno su quattro lati e verniciato con tinte a base di oli naturali. Profilo maniglia incasso brevettato.

**Anta rovere raw:** anta spessore 20 mm. realizzata con pannello di particelle di legno a bassa emissione di formaldeide (classe E1) rivestito con piallaccio di rovere, bordato legno su quattro lati e verniciato con tinte a base di oli naturali. Profilo maniglia incasso brevettato.

**Anta eucalipto raw:** anta spessore 20 mm. realizzata con pannello di particelle di legno a bassa emissione di formaldeide (classe E1) rivestito con piallaccio di eucalipto, bordato legno su quattro lati e verniciato con tinte a base di oli naturali. Profilo maniglia incasso brevettato.

**Anta legni custom:** anta spessore 20 mm. realizzata con pannello di particelle di legno a bassa emissione di formaldeide (classe E1) rivestito con piallaccio di legno a richiesta. Profilo maniglia incasso brevettato.

**Anta Skill Gres:** anta spessore 20 mm. realizzata con pannello di supporto in alveolare di alluminio, finitura canna di fucile sul quale viene incollato un pannello di gres sp. 5/6 mm.

**GP Miltech door:** 20-mm thick door made of wood particleboard with a low formaldehyde emission (class E1) faced with melamine paper. Patented recessed grip profile.

**Super matt door:** 20-mm thick door made from a super matt, anti-fingerprint, soft-touch, scratch-resistant, melamine-faced MDF panel.

**Leaf metal door:** 20-mm thick door made from an MDF panel coated with 3 layers of PET laminate. The middle layer features a micron sheet of aluminium. The top layer guarantees excellent scratch resistance.

**Laminate door:** 20-mm thick door made of wood particleboard with a low formaldehyde emission (class E1) faced on both sides with sheets of laminate and edged on 4 sides with Unicolor. Polyurethane glue. Patented recessed grip profile.

**Fenix laminate door:** 20-mm thick door made of wood particleboard with a low formaldehyde emission (class E1), faced on one side with a sheet of Fenix laminate and edged on 4 sides with ABS. Polyurethane glue. Patented recessed grip profile.

**Satin lacquer ed door:** 20-mm thick door made from an MDF panel with a satin lacquered finish on a polyester base. Patented recessed grip profile.

**Gloss lacquer ed door:** 20-mm thick door made from an MDF panel with a gloss lacquered finish on a polyester base. Patented recessed grip profile.

**Open-pore lacquered door:** 20-mm thick door made of wood particleboard with a low formaldehyde emission (class E1), oak veneered and edged with wood on 4 sides and lacquered. Patented recessed grip profile.

**Raw walnut door:** 20-mm thick door made of wood particleboard with a low formaldehyde emission (class E1), walnut veneered and edged with wood on 4 sides and varnished with natural oil-based shades. Patented recessed grip profile.

**Raw oak door:** 20-mm thick door made of wood particleboard with a low formaldehyde emission (class E1) oak veneered and edged with wood on 4 sides and varnished with natural oil-based shades. Patented recessed grip profile.

**Raw Eucalpt us door:** 20 mm thick door made of wood particleboard with a low formaldehyde emission (class E1), eucalyptus veneered and edged with wood on 4 sides and varnished with natural, oil-based shades.

**Custom wood door:** 20 mm thick door made from wood particleboard with a low formaldehyde emission (class E1) and veneered with a chosen wood species. Patented recessed grip profile.

**Skill Gres door:** 20 mm thick door made from a backing panel in honeycomb-core aluminium with a gun barrel grey finish to which a 5/6 mm thick stoneware panel is attached with glue.

**F Porte Miltech :** porte de 20 mm d'épaisseur, réalisée avec un panneau de particules à basse teneur en formaldéhyde (classe E1) revêtu d'un papier mélaminé. Profil poignée encastré breveté.

**Porte super matt :** 20-mm thick door made from a super matt, anti-fingerprint, soft-touch, scratch-resistant, melamine-faced MDF panel.

**Porte Leaf Metal :** porte de 20 mm d'épaisseur, réalisée avec un panneau en MDF revêtu en PET 3 couches. La couche intermédiaire a une feuille d'aluminium micron. La couche supérieure assure une excellente résistance aux rayures.

**Porte stratifié :** porte de 20 mm d'épaisseur, réalisée avec un panneau de particules à basse teneur en formaldéhyde (classe E1) revêtu sur les deux faces d'une feuille stratifiée et avec 4 chants en unicolor. Collage polyuréthane. Profil poignée encastré breveté.

**Porte en stratifié Fenix :** porte de 20 mm d'épaisseur, réalisée avec un panneau de particules à basse teneur en formaldéhyde (classe E1) revêtu sur une face d'une feuille de stratifié Fenix et avec 4 chants en ABS. Collage polyuréthane. Profil poignée encastré breveté.

**Porte laquée satinée :** porte de 20 mm d'épaisseur, réalisée avec un panneau en MDF laqué satiné sur support polyester. Profil poignée encastré breveté.

**Porte laqué brillante :** porte de 20 mm d'épaisseur, réalisée avec un panneau en MDF laqué brillant sur support polyester. Profil poignée encastré breveté.

**Porte laquée raw à pores ouverts :** porte de 20 mm d'épaisseur, réalisée avec un panneau de particules à basse teneur en formaldéhyde (classe E1) revêtu d'un placage chêne avec quatre chants en bois et laqué. Profil poignée encastré breveté.

**Porte en noyer raw :** porte de 20 mm d'épaisseur, réalisée avec un panneau de particules à basse teneur en formaldéhyde (classe E1) revêtu d'un placage noyer raw avec quatre chants en bois et verni avec des teintes à base d'huiles naturelles. Profil poignée encastré breveté.

**Porte en chêne raw :** porte de 20 mm d'épaisseur, réalisée avec un panneau de particules à basse teneur en formaldéhyde (classe E1) revêtu d'un placage chêne avec quatre chants en bois et verni avec des teintes à base d'huiles naturelles. Profil poignée encastré breveté.

**Porte en eucalpt us Raw :** porte de 20 mm d'épaisseur, réalisée avec un panneau de particules à basse teneur en formaldéhyde (classe E1) revêtu d'un placage eucalyptus avec quatre chants en bois et verni avec des teintes à base d'huiles naturelles.

**Porte en bois Custom :** porte de 20 mm d'épaisseur, réalisée avec un panneau de particules à basse teneur en formaldéhyde (classe E1) revêtu d'un placage bois sur demande. Profil poignée encastré breveté.

**Porte Skill Gres :** porte de 20 mm d'épaisseur, réalisée avec un panneau de support en aluminium alvéolaire finition canon de fusil sur lequel on colle un panneau en grès de 5/6 mm d'épaisseur.

**E Puerta de Miltech:** puerta de 20 mm de grosor realizada con tablero de aglomerado de madera con baja emisión en formaldehído (clase E1) recubierto con papel impregnado de resinas melamínicas. Perfil tirador enrasado con patente.

**Puerta super matt:** puerta de 20 mm de grosor realizada con tablero de MDF recubierto súper mate, antihuellas, suave al tacto y resistente al rayado.

**Puerta leaf metal:** puerta de 20 mm de grosor realizada con tablero de MDF recubierto con laminado PET 3 capas. La capa intermedia incluye una hoja micron de aluminio. La capa superior asegura la máxima resistencia al rayado.

**Puerta de laminado:** puerta de 20 mm de grosor realizada con tablero de aglomerado de madera con baja emisión en formaldehído (clase E1), con dos caras recubiertas de laminado y canteado 4 lados con unicolor. Adhesivo poliuretánico. Perfil tirador enrasado con patente.

**Puerta de laminado Fenix:** puerta de 20 mm de grosor realizada con tablero de aglomerado de madera con baja emisión en formaldehído (clase E1), una cara recubierta con hoja de laminado Fenix y canteado 4 lados con ABS. Adhesivo poliuretánico. Perfil tirador enrasado con patente.

**Puerta lacada satinada:** puerta de 20 mm de grosor realizada con tablero de MDF lacado satinado sobre sustrato de poliéster. Perfil tirador enrasado con patente.

**Puerta lacada brillante:** puerta de 20 mm de grosor realizada con tablero de MDF lacado brillante sobre sustrato de poliéster. Perfil tirador enrasado con patente.

**Puerta lacada raw a poro abierto:** puerta de 20 mm de grosor realizada con tablero de aglomerado de madera con baja emisión de formaldehído (clase E1) chapado en roble y canteado 4 lados en madera y lacado. Perfil tirador enrasado con patente.

**Puerta de nogal raw:** puerta de 20 mm de grosor realizada con tablero de aglomerado de madera con baja emisión en formaldehído (clase E1) chapado en nogal, canteado 4 lados en madera y barnizado a base de aceites naturales. Perfil tirador enrasado con patente.

**Puerta de roble raw:** puerta de 20 mm de grosor realizada con tablero de aglomerado de madera con baja emisión en formaldehído (clase E1) chapado en roble, canteado 4 lados en madera y barnizado a base de aceites naturales. Perfil tirador enrasado con patente.

**Puerta de eucalipto raw:** puerta de 20 mm de grosor realizada con tablero de aglomerado de madera con baja emisión en formaldehído (clase E1) chapado en eucalipto, canteado 4 lados en madera y barnizado a base de aceites naturales.

**Puerta de madera custom:** puerta de 20 mm de grosor realizada con tablero de aglomerado de madera con baja emisión de formaldehído (clase E1) chapado en madera bajo pedido. Perfil tirador enrasado con patente.

**Puerta Skill Gres:** puerta de 20 mm de grosor realizada con un sustrato de aluminio nido de abeja, acabado asfalto metalizado, donde se pega un panel de gres de 5/6 mm de grosor.

**D Tür in Miltech:** Tür Stärke 20 mm, hergestellt aus einer Holzspanplatte mit niedriger Formaldehydabgabe (Klasse E1) mit Beschichtung aus melaminharzgetränktem Papier. Patentiertes Einbaugriffprofil.

**Tür supermatt:** Tür Stärke 20 mm, hergestellt aus einer MDF-Platte mit Melaminharzbeschichtung, supermatt, fingerabdruckresistent, berührungsfreundlich und kratzfest.

**Tür Leaf metal:** Tür Stärke 20 mm, hergestellt aus einer MDF-Platte mit dreischichtiger PET-Laminatbeschichtung. In der Mittelschicht befindet sich eine mikrofeine Aluminiumfolie. Die obere Schicht gewährleistet eine ausgezeichnete Kratzfestigkeit.

**Tür in lam inat:** Tür Stärke 20 mm, hergestellt aus einer Holzspanplatte mit niedriger Formaldehydabgabe (Klasse E1), beide Seiten mit Laminatbeschichtung und vier Seiten mit Kante Unicolor. Verleimung mit Polyurethan. Patentiertes Einbaugriffprofil.

**Tür in Laminat Fenix:** Tür Stärke 20 mm, hergestellt aus einer Holzspanplatte mit niedriger Formaldehydabgabe (Klasse E1), 1 Seite mit Laminatbeschichtung Fenix und vier Seiten mit ABS-Kante. Verleimung mit Polyurethan. Patentiertes Einbaugriffprofil.

**Tür in Lack satiniert:** Tür Stärke 20 mm, hergestellt aus einer MDF-Platte in Ausführung Lack satiniert auf Polyesterbasis. Patentiertes Einbaugriffprofil.

**Tür in Lack Hochglanz:** Tür Stärke 20 mm, hergestellt aus einer MDF-Platte in Ausführung Lack Hochglanz auf Polyesterbasis. Patentiertes Einbaugriffprofil.

**Tür in offenporiger Lackausführung Raw:** Tür Stärke 20 mm, hergestellt aus einer Holzspanplatte mit niedriger Formaldehydabgabe (Klasse E1) mit Beschichtung in Eichenfurnier, alle vier Kanten aus Holz, mit Lackierung. Patentiertes Einbaugriffprofil.

**Tür in Nussbaum Raw:** Tür Stärke 20 mm, hergestellt aus einer Holzspanplatte mit niedriger Formaldehydabgabe (Klasse E1) mit Beschichtung in Nussbaumfurnier, alle vier Kanten aus Holz, Lackierung mit Farben auf Naturölbasis. Patentiertes Einbaugriffprofil.

**Tür in Eiche Raw:** Tür Stärke 20 mm, hergestellt aus einer Holzspanplatte mit niedriger Formaldehydabgabe (Klasse E1) mit Beschichtung in Eichenfurnier, alle vier Kanten aus Holz, Lackierung mit Farben auf Naturölbasis. Patentiertes Einbaugriffprofil.

**Tür in Eukalyptus Raw:** Tür Stärke 20 mm, hergestellt aus einer Holzspanplatte mit niedriger Formaldehydabgabe (Klasse E1) mit Beschichtung in Eukalyptusfurnier, alle vier Kanten aus Holz, Lackierung mit Farben auf Naturölbasis.

**Tür in Holz Custom:** Tür Stärke 20 mm, hergestellt aus einer Holzspanplatte mit niedriger Formaldehydabgabe (Klasse E1) mit Beschichtung in Holzfurnier nach Wahl. Patentiertes Einbaugriffprofil.

**Tür in Skill Gres:** Tür Stärke 20 mm, hergestellt aus einer Trägerplatte aus Aluminium-Wabenplatte in Ausführung Gunmetal Grau, auf die eine Platte aus Feinsteinzeug St. 5/6 mm aufgeklebt wird.