



Programma BLADE

Fenix

Laccato raw poro aperto

Raw open-pore lacquer
Laqué raw à pores ouverts
Lacado raw a poro abierto
Offenporige Lackausführung Raw

Laccato satinato

Satin lacquer
Laqué satiné
Lacado satinado
Lack satiniert

Laccato lucido

Gloss lacquer
Laqué brillant
Lacado brillante
Lack Hochglanz

Rovere raw

Raw oak
Chêne raw
Roble raw
Eiche Raw

Noce raw

Raw walnut
Noyer raw
Nogal raw
Nussbaum Raw

Eucalipto raw

Raw Eucalyptus
Eucalyptus Raw
Eucalipto raw
Eukalyptus Raw

Resina cemento

Cement-effect resin
Résine aspect ciment
Resina cemento
Kunstharz in Zementoptik

Calce

Lime
Chaux
Cal
Kalkverputz

Metalli

Metals
Métaux
Metales
Metalle

Vetro laccato satinato

Satin lacquered glass
Verre laqué satiné
Cristal lacado satinado
Glas satiniert lackiert

Vetro laccato lucido

Gloss lacquered glass
Verre laqué brillant
Cristal lacado brillante
Glas Hochglanz lackiert

Gres

































fenix

opaco - matt - mat - mate - matt

						
opaco	bianco kos 640	champagne 642	terra 644	atmosfera 645	nero 646	grigio efeso 648
						
opaco	arizona 638	grigio antrim 639	grigio bromo 649	cacao 637		

laccato raw poro aperto - raw open-pore lacquer - laqué raw à pores ouverts - lacado raw a poro abierto - Offenporige Lackausführung Raw

poro aperto - open-pore - pores ouverts - poro abierto - offenporig

						
poro aperto	bianco RBI	bianco snow RBW	corda RCO	fokos sale RFS	sabbia amande RSA	tortora RTO
						
poro aperto	vapore RVP	beige tornabuoni RBV	conchiglia RCN	ecru caramel REC	fokos rena RFR	melanzana RME
						
poro aperto	atmosfera RAT	marrone noisette RMN	fokos roccia RFO	terra amazzon RTZ	nuvola RNU	grigio steel RGT
						
poro aperto	ghiaccio RGH	grigio smoke RGS	grigio pietra chiara RPC	grey calm RFG	grigio cendre RGE	fokos piombo RFP
						
poro aperto	amber RFA	dark depth RFD	grigio bluestone RGB	nero RNE	nero greco RFN	royal grey RFB
						
poro aperto	stone grey RFH	colore a campione R99				

laccato - lacquered - laqué - lacado - Lackausführung

satinato: satin - satiné - mate - Satiniert / lucido: gloss - brillant - brillante - Hochglanz / raw poro aperto: raw open-pore - raw pores ouverts - raw a poro abierto - Ausführung "raw" offenporig

satinato lucido						
	bianco SBI LBI	bianco snow SBW LBW	corda SCO LCO	fokus sale SFS LFS	sabbia amande SAS LSA	tortora STO LTO
satinato lucido						
	vapore SVP LVP	beige tornabuoni SBV LBV	conchiglia SCN LCN	ecru caramel SEC LEC	fokus rena SFR LFR	melanzana SME LME
satinato lucido						
	atmosfera SAT LAT	marrone noisette SMN LMN	fokus roccia SFO LFO	terra amazon STA LTA	nuvola SNU LNU	grigio steel SGT LGT
satinato lucido						
	grigio perla SGR LGR	ghiaccio SGH LGH	grigio smoke SGS LGS	grigio pietra chiara SGP LPG	grey calm SFG LFG	grigio cendre SGC LGE
satinato lucido						
	fokus piombo SFP LFP	amber SFA LFA	dark depth SFD LFD	grigio bluestone SGB LGB	nero SNE LNE	panna SPA LPA
satinato lucido						
	orzo SGO LGO	oca SOC LOC	peperone SPG LGP	mandarino SMA LMA	rosso SRO LRO	mattone SGM LGM
satinato lucido						
	bordeaux SRB LBX	prugna SPR LPR	verde fieno SVF LVF	verde oliva SVL LVL	verde lime SVE LVE	azzurro SAZ LAZ
satinato lucido						
	verde balsamo SVB LVB	blu notte SBN LBN	blu scuro SSB LBS	nero greco SFN LFN	royal grey SFB LFB	stone grey SFH LFH
satinato lucido						
	colore a campione S99 L99					

BLADE

rovere raw - raw oak - chêne raw - roble raw - Eiche Raw



rovere carbone

RD1




rovere fumo

RD7



rovere cuoio

RD3



rovere ossidato

RD5



rovere cenere

RD4



rovere puro

RD6



rovere caffè

RD8



rovere brown

R01



rovere cortina


R06

noce raw - raw walnut - noyer raw - nogal raw - Nussbaum Raw



noce cuoio

ND3




noce cenere

ND4




noce sbiancato

ND1



noce naturale

ND2



noce ossidato

ND5




noce classic

ND6



noce milano


N03



noce grigio

N04

eucalipto raw - raw eucalyptus - eucalyptus raw - eucalipto raw - Eukalyptus Raw



eucalipto brera

ED1

resina cemento - cement effect resin - résine aspect ciment - resina cemento - Kunstharz in Zementoptik




bianco

TRB



grigio cemento

TRC



beige tornabuoni

TRV



cendre

TRD




antracite

TRA




nero

TRN




ivory

TRI




silver

TRS



plumb

TRP



amber

TRX

calce - lime - chaux - cal - Kalkverputz



bianco snow

TCS




beige tornabuoni

TCV



grey calm


TCG



dark depth


TCD

metalli - metals - métaux - metales - Metalle




iron dust

ALI




titanium dust

ALT



bronze dust

ALX




brass dust

ALY




corten dust

ALC



black dust

ALN



anthracite dust

ALA

vetro laccato - lacquered glass - verre laqué - cristal lacado - Glas lackiert


satinato - satin - satiné - satinado - satiniert / lucido - gloss - brillant - brillante - Hochglanz



bianco

WBB


XBI



bianco snow

WBS


XBW



corda

WCO


XCO



fokus sale

WFS

XFS



sabbia amande

WSA

XSA



tortora

WTO

XTO

satinato
lucido



beige tornabuoni

WBV


XBV



ecrú caramel

WEC


XEC



fokus rena

WFR


XFR



marrone noisette

WMN


XMN



fokus roccia

WFO

XFO




grigio steel

WGT

XGT


satinato
lucido



grigio smoke

WGS


XGS



grey calm

WFG


XFG



grigio cendre

WGC


XGE



fokus piombo

WFP


XFP



amber

WFA

XFA




dark depth

WFD

XFD


satinato
lucido



grigio bluestone

WGB

XGB



nero

WNE

XNE



rosso

WRO

XRO



rosso bordeaux

WRB

XBX


satinato
lucido

gres




nero opaco

TFE




fokus sale

TFS




fokus rena

TFR




fokus roccia

TFO




fokus piombo

TFP




pietra savoia perla

TFF




pietra savoia grigia

TFH




pietra savoia antracite

TFL




emperador marrone

TFT




emperador grigio

TFQ




snow

TSW




open space

TOS



amande

TSA



beige tornabuoni

TBV



cendre

TGC



bluestone

TGB



road

TGR



iron copper

TIC



iron grey

TIK



noir desir

TIZ




bianco snow eff. calce

TTS



beige tornabuoni eff. calce

TTV



grey calm eff. calce

TTG



dark depth eff. calce

TTD


finitura SCOCCA - carcasses - finition caisson - acabado estructura - Korpusinnenseite




grigio texture

finitura scocca con supplemento di prezzo


carcasses available with a surcharge - finition caisson avec supplément - acabado estructura con recargo - Korpusinnenseite mit Preiszuschlag



lava



eucalipto



riace

I Anta laminato Fenix: anta spessore 10 mm. realizzata con pannello alveolare in alluminio placcata e bordata laminato Fenix.

Anta laccato poro aperto: anta spessore 10 mm. realizzata con pannello alveolare in alluminio rivestito con piallaccio di rovere, bordata legno su quattro lati e laccato.

Anta laccato satinato: anta spessore 10 mm. realizzata con pannello alveolare in alluminio e laccata satinata.

Anta laccato lucido: anta spessore 10 mm. realizzata con pannello alveolare in alluminio e laccata lucida.

Anta noce raw: anta spessore 10 mm. realizzata con pannello alveolare in alluminio rivestito con piallaccio di noce, bordato legno su quattro lati e verniciato con tinte a base di oli naturali.

Anta rovere raw: anta spessore 10 mm. realizzata con pannello alveolare in alluminio rivestito con piallaccio di rovere, bordato legno su quattro lati e verniciato con tinte a base di oli naturali.

Anta eucalipto raw: anta spessore 10 mm. realizzata con pannello alveolare in alluminio rivestito con piallaccio di eucalipto, bordato legno su quattro lati e verniciato con tinte a base di oli naturali.

Anta calce/resina cemento: anta spessore 10 mm. realizzata con pannello alveolare in alluminio ricoperto con più mani di intonaco (calce) o biomalta (resina).

Anta metallo: anta spessore 10 mm. realizzata con pannello alveolare in alluminio e laccato con vernici epossidiche.

Anta vetro ro laccato satinato: anta spessore 10 mm. realizzata con tre lastre di vetro satinato incollate tra loro.

Anta vetro laccato lucido: anta spessore 10 mm. realizzata con tre lastre di vetro lucido incollate tra loro.

Anta Gres: anta spessore 10 mm. realizzata con tre lastre di gres incollate tra loro.

GB Fenix laminate door: 10-mm thick door made from a honeycombed aluminium core, faced and edged with Fenix laminate.

Open-pore lacquered door: 10-mm thick door made from a honeycombed aluminium core, oak veneered with four wooden edgings and lacquered.

Satin lacquered door: 10-mm thick door made from a honeycombed aluminium core with a satin lacquered finish.

Gloss lacquered door: 10-mm thick door made from a honeycombed aluminium core with a satin lacquered finish.

Raw walnut door: 10 mm thick door made from a honeycomb-core aluminium panel, walnut veneered with four wooden edgings finished using natural, oil-based varnishes.

Raw oak door: 10 mm thick door made from a honeycomb-core aluminium panel, oak veneered with four wooden edgings finished using natural, oil-based varnishes.

Raw Eucalypt us door: 10 mm thick door made from a honeycomb-core aluminium panel, eucalyptus veneered with four wooden edgings finished using natural, oil-based varnishes.

Lime/cement-effect resin door: 10-mm thick door made from a honeycombed aluminium core covered with various coats of plaster (lime) or bio-mortar (cement-effect resin).

Metal door: 10-mm thick door made from a honeycombed aluminium core finished with epoxy lacquer.

Satin lacquered glass door: 10-mm thick door made from three panes of satin glass glued together.

Gloss lacquered glass door: 10-mm thick door made from three panes of gloss glass glued together.

Gres door: 10-mm thick door made from three slabs of Gres (stoneware) glued together.

F Porte en stratifié Fenix : porte de 10 mm d'épaisseur, réalisée avec un panneau alvéolaire en aluminium revêtu sur les 2 faces et sur les chants en stratifié Fenix.

Porte laquée à pores ouverts : porte de 10 mm d'épaisseur, réalisée avec un panneau alvéolaire en aluminium revêtu d'un placage chêne avec quatre chants en bois et laqué.

Porte laquée satinée : porte de 10 mm d'épaisseur, réalisée avec un panneau alvéolaire en aluminium et laquée satinée.

Porte laquée brillante : porte de 10 mm d'épaisseur, réalisée avec un panneau alvéolaire en aluminium et laquée brillante.

Porte en noyer Raw : porte de 10 mm d'épaisseur, réalisée avec un panneau en aluminium alvéolaire revêtu d'un placage noyer avec quatre chants en bois et verni avec des teintures à base d'huiles naturelles.

Porte en chêne Raw : porte de 10 mm d'épaisseur, réalisée avec un panneau en aluminium alvéolaire revêtu d'un placage chêne avec quatre chants en bois et verni avec des teintures à base d'huiles naturelles.

Porte en eucalypt us Raw : porte de 10 mm d'épaisseur, réalisée avec un panneau en aluminium alvéolaire revêtu d'un placage eucalyptus avec quatre chants en bois et verni avec des teintures à base d'huiles naturelles.

Porte finition chaux/résine aspect ciment : porte de 10 mm d'épaisseur, réalisée avec un panneau alvéolaire en aluminium recouvert de plusieurs couches d'enduit (pour la finition chaux) ou de bio-mortier (pour la finition résine aspect ciment).

Porte en métal : porte de 10 mm d'épaisseur, réalisée avec un panneau alvéolaire en aluminium et laquée époxy.

Porte en verre laqué satiné : porte de 10 mm d'épaisseur, réalisée avec 3 plaques de verre satiné collées entre elles.

Porte en verre laqué brillant : porte de 10 mm d'épaisseur, réalisée avec 3 plaques de verre brillant collées entre elles.

Porte en Gres : porte de 10 mm d'épaisseur, réalisée avec 3 plaques de grès collées entre elles.

E Puerta de laminado Fenix: puerta de 10 mm de grosor realizada con tablero de aluminio nido de abeja chapado y canteado con laminado Fenix.

Puerta lacada a poro abierto: puerta de 10 mm de grosor realizada con tablero de aluminio nido de abeja chapado en roble, canteado 4 lados en madera y lacado.

Puerta lacada satinada: puerta de 10 mm de grosor realizada con tablero de aluminio nido de abeja y lacado satinado.

Puerta lacada brillante: puerta de 10 mm de grosor realizada con tablero de aluminio nido de abeja y lacado brillante.

Puerta de nogal raw: puerta de 10 mm de grosor realizada con tablero de aluminio nido de abeja chapado en nogal, canteado 4 lados en madera y barnizado a base de aceites naturales.

Puerta de roble raw: puerta de 10 mm de grosor realizada con tablero de aluminio nido de abeja chapado en roble, canteado 4 lados en madera y barnizado a base de aceites naturales.

Puerta de eucalipto raw: puerta de 10 mm de grosor realizada con tablero de aluminio nido de abeja chapado en eucalipto, canteado 4 lados en madera y barnizado a base de aceites naturales.

Puerta de cal/resina cemento: puerta de 10 mm de grosor realizada con tablero de aluminio nido de abeja recubierto con varias capas de enlucido (cal) o bio-mortero (resina).

Puerta de metal: puerta de 10 mm de grosor realizada con tablero de aluminio nido de abeja lacado al epoxi.

Puerta de cristal lacado satinado: puerta de 10 mm de grosor realizada con tres hojas de cristal traslúcido pegadas entre sí.

Puerta de cristal lacado brillante: puerta de 10 mm de grosor realizada con tres hojas de cristal brillante pegadas entre sí.

Puerta de gres: puerta de 10 mm de grosor realizada con tres hojas de gres pegadas entre sí.

D Tür in Laminat Fenix: Tür Stärke 10 mm, hergestellt aus einer Wabenplatte aus Aluminium mit Beschichtung und Kanten in Laminat Fenix.

Tür in offener Lackausführung: Tür Stärke 10 mm, hergestellt aus einer Wabenplatte aus Aluminium mit Beschichtung in Eichenfurnier, alle vier Kanten aus Holz, mit Lackierung.

Tür in Lack satiniert: Tür Stärke 10 mm, hergestellt aus einer Wabenplatte aus Aluminium mit satiniertem Lackierung.

Tür in Lack Hochglanz: Tür Stärke 10 mm, hergestellt aus einer Wabenplatte aus Aluminium mit Hochglanzlackierung.

Tür in Nussbaum Raw: Tür Stärke 10 mm, hergestellt aus einer Wabenplatte aus Aluminium mit Beschichtung in Nussbaumfurnier, alle vier Kanten aus Holz, Lackierung mit Farben auf Naturölbasis.

Tür in Eiche Raw: Tür Stärke 10 mm, hergestellt aus einer Wabenplatte aus Aluminium mit Beschichtung in Eichenfurnier, alle vier Kanten aus Holz, Lackierung mit Farben auf Naturölbasis.

Tür in Eukalyptus Raw: Tür Stärke 10 mm, hergestellt aus einer Wabenplatte aus Aluminium mit Beschichtung in Eukalyptusfurnier, alle vier Kanten aus Holz, Lackierung mit Farben auf Naturölbasis.

Tür mit Kalkverputz/Kunstharz in Zementoptik: Tür Stärke 10 mm, hergestellt aus einer Wabenplatte aus Aluminium, die mehrere Verputzschichten (Kalk) oder Schichten aus Biomörtel (Kunstharz) aufweist.

Tür in Metall: Tür Stärke 10 mm, hergestellt aus einer Wabenplatte aus Aluminium mit Epoxypulverlackierung.

Glastür satiniert lackiert: Tür Stärke 10 mm, hergestellt aus 3 miteinander verklebten Platten aus satiniertem Glas.

Glastür Hochglanz lackiert: Tür Stärke 10 mm, hergestellt aus 3 miteinander verklebten Platten aus glänzendem Glas.

Tür in Feinsteinzeug: Tür Stärke 10 mm, hergestellt aus 3 miteinander verklebten Platten aus Feinsteinzeug.