



Programma MH6

Milltech

Super matt

Leaf metal

Laminato

Laminate
Stratifié
Laminado
Laminat

Fenix

Laccato satinato

Satin lacquer
Laqué satiné
Lacado satinado
Lack satiniert

Laccato lucido

Gloss lacquer
Laqué brillant
Lacado brillante
Lack Hochglanz

Laccato raw poro aperto

Raw open-pore lacquer
Laqué raw à pores ouverts
Lacado raw a poro abierto
Offenporige Lackausführung Raw

Rovere raw

Raw oak
Chêne raw
Roble raw
Eiche Raw

Noce raw

Raw walnut
Noyer raw
Nogal raw
Nussbaum Raw

Eucalipto raw

Raw Eucalyptus
Eucalyptus Raw
Eucalipto raw
Eukalyptus Raw

Legni custom

Custom wood
Bois Custom
Maderas Custom
Holz Custom

Calce

Lime
Chaux
Cał
Kalkverputz









Resina cemento

Cement-effect resin
Résine aspect ciment
Resina cemento
Kunstharz in Zementoptik

MODULNOVA

milltech

opaco - matt - mat - mate - matt

						
opaco	bianco D01	magnolia D92	champagne D90	cachemire D94	beige D91	agata grey D93
						
opaco	grigio cendre D95	perla D96	argilla D80	grigio marna D81	bronzo D97	lava D98
						
opaco	rovere bruges* DVB	pembroke* D99	noce milano* DNM	eucalipto* D89	rovere carbone* DVC	rovere tivoli* DRT
						
opaco	rovere fumo raw* DRF	riace D83	iron D84	black dust* D86	bronze ref* D60	metal ref* D61
						
opaco	sahara noir raw D87	graphite raw D88				

* Finiture con senso vena - Finishes with direction of grain - Finitions avec sens des veinures - Acabados con dirección de la veta - Ausführungen mit Verlauf der Maserung

super matt

opaco - matt - mat - mate - matt

				
opaco	warm grey D70	smoke grey D71	london grey D72	black grey D73

leaf metal









































opaco - matt - mat - mate - matt

			
opaco	cool grey* F20	dark brown* F21	ivory* F22

* Finiture con senso vena - Finishes with direction of grain - Finitions avec sens des veinures - Acabados con dirección de la veta - Ausführungen mit Verlauf der Maserung

laminato - laminate - stratifié - laminado - Laminat

opaco - matt - mat - mate - matt

						
opaco	bianco 601	magnolia 692	champagne 690	oxford 614	beige 691	grigio chiaro 620
						
opaco	agata grey 693	cendre 665	grafite 621	perla 694	argilla 605	grigio marna 606
						
opaco	bronzo 669	lava 668	silver stone 657	canapa stone 656	grey stone 658	cemento 684
						
opaco	pietra piacentina 685	pietra grigia 674	black rock 675	cesar brown 676	rovere chiaro* 630	rovere bruges* 680
						
opaco	olmo fiammato* 679	olmo* 677	pembroke* 666	rovere tabacco* 634	noce milano* 624	olmo brown* 635
						
opaco	rovere bruciato* 682	rovere carbone* 681	rovere tivoli* 667	rovere fumo raw* 626	eucalipto* 609	riace 610
						
opaco	iron 611	black dust* 627	sahara noir raw 623	graphite raw 625	* Finiture con senso vena Finishes with direction of grain Finitions avec sens des veinures Acabados con dirección de la veta Ausführungen mit Verlauf der Maserung	

fenix

opaco - matt - mat - mate - matt

































						
opaco	bianco kos 640	champagne 642	terra 644	atmosfera 645	nero 646	grigio efeso 648
						
opaco	arizona 638	grigio antrim 639	grigio bromo 649	cacao 637		

satinato: satin - satiné - mate - Satiniert / lucido: gloss - brillant - brillante - Hochglanz / raw poro aperto: raw open-pore - raw pores ouverts - raw a poro abierto - Ausführung "raw" offenporig

satinato lucido						
	bianco SBI LBI	bianco snow SBW LBW	corda SCO LCO	fokus sale SFS LFS	sabbia amande SAS LSA	tortora STO LTO
satinato lucido						
	vapore SVP LVP	beige tornabuoni SBV LBV	conchiglia SCN LCN	ecru caramel SEC LEC	fokus rena SFR LFR	melanzana SME LME
satinato lucido						
	atmosfera SAT LAT	marrone noisette SMN LMN	fokus roccia SFO LFO	terra amazon STA LTA	nuvola SNU LNU	grigio steel SGT LGT
satinato lucido						
	grigio perla SGR LGR	ghiaccio SGH LGH	grigio smoke SGS LGS	grigio pietra chiara SGP LPG	grey calm SFG LFG	grigio cendre SGC LGE
satinato lucido						
	fokus piombo SFP LFP	amber SFA LFA	dark depth SFD LFD	grigio bluestone SGB LGB	nero SNE LNE	panna SPA LPA
satinato lucido						
	orzo SGO LGO	oca SOC LOC	peperone SPG LGP	mandarino SMA LMA	rosso SRO LRO	mattone SGM LGM
satinato lucido						
	bordeaux SRB LBX	prugna SPR LPR	verde fieno SVF LVF	verde oliva SVL LVL	verde lime SVE LVE	azzurro SAZ LAZ
satinato lucido						
	verde balsamo SVB LVB	blu notte SBN LBN	blu scuro SSB LBS	nero greco SFN LFN	royal grey SFB LFB	stone grey SFH LFH
satinato lucido						
	colore a campione S99 L99					

laccato raw poro aperto - raw open-pore lacquer - laqué raw à pores ouverts - lacado raw a poro abierto - Offenporige Lackausführung Raw

poro aperto - open-pore - pores ouverts - poro abierto - offenporig

poro aperto	 bianco RBI	 bianco snow RBW	 corda RCO	 fokos sale RFS	 sabbia amande RSA	 tortora RTO
poro aperto	 vapore RVP	 beige tornabuoni RBV	 conchiglia RCN	 ecru caramel REC	 fokos rena RFR	 melanzana RME
poro aperto	 atmosfera RAT	 marrone noisetto RMN	 fokos roccia RFO	 terra amazzon RTZ	 nuvola RNU	 grigio steel RGT
poro aperto	 ghiaccio RGH	 grigio smoke RGS	 grigio pietra chiara RPC	 grey calm RFG	 grigio cendre RGE	 fokos piombo RFP
poro aperto	 amber RFA	 dark depth RFD	 grigio bluestone RGB	 nero RNE	 nero greco RFN	 royal grey RFB
poro aperto	 stone grey RFH	 colore a campione R99				


rovere raw - raw oak - chêne raw - roble raw - Eiche Raw

 rovere carbone RD1	 rovere fumo RD7	 rovere cuoio RD3	 rovere ossidato RD5	 rovere cenere RD4	 rovere puro RD6
 rovere caffè RD8	 rovere brown R01	 rovere cortina R06			

noce raw - raw walnut - noyer raw - nogal raw - Nussbaum Raw




noce cuoio
ND3




noce cenere
ND4




noce sbiancato
ND1



noce naturale
ND2




noce ossidato
ND5



noce classic
ND6




noce milano
NO3




noce grigio
NO4

eucalipto raw - raw eucalyptus - eucalyptus raw - eucalipto raw - Eukalyptus Raw



eucalipto brera
ED1


legni custom - custom wood - bois custom - maderas Custom - Holz Custom




legni custom
TLC

Personalizzazione anta su campione fornito dal cliente
Door customised in compliance with customer's sample
Personnalisation de la porte sur échantillon fourni par le client
Personalización de puerta a partir de muestra entregada por el cliente
Individuelle Gestaltung der Tür laut Muster des Kunden


calce - lime - chaux - cal - Kalkverputz



bianco snow
TCS



beige tornabuoni
TCV

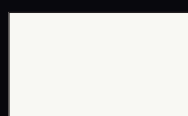


grey calm
TCG



dark depht
TCD


resina cemento - cement effect resin - résine aspect ciment - resina cemento - Kunstharz in Zementoptik



bianco
TRB



grigio cemento
TRC



beige tornabuoni
TRV




cendre
TRD




antracite
TRA




nero
TRN




ivory
TRI



silver
TRS



plumb
TRP



amber
TRX

MH6 gola - MH6 grip recess - MH6 gorge - MH6 ranura - MH6 Hohlkehle



distanziale concavo (gola)

A supplemento
With a surcharge
Avec supplément
Con recargo
Gegen Aufpreis

maniglie incluse nel prezzo

handles included in the price - poignées comprises dans le prix - el precio incluye los tiradores - Griffe im Preis enthalten



maniglia "806"

Acciaio satinato
Satin steel
Acier satiné
Acero satinado
Satinierter Stahl

maniglie con supplemento di prezzo

handles available with a surcharge - poignées avec supplément - tiradores con recargo - Griffe mit Preiszuschlag



maniglione Quadro

Acciaio satinato
Satin steel
Acier satiné
Acero satinado
Satinierter Stahl



maniglione Barra

Alluminio "zero chimico"
"Zero chimico" aluminium
Aluminium "zéro chimique"
Aluminio "cero químico"
"null-chemisches" Aluminium
Canna di fucile
Gun barrel grey
Canon de fusil
Asfalto metalizado
Gunmetal Grau

I Anta Milltech: anta spessore 20 mm. realizzata con pannello di particelle di legno a bassa emissione di formaldeide (classe E1) rivestito con carta melaminica.

Anta super matt: anta spessore 20 mm. realizzata con pannello mdf rivestito con laminato da 0,8 mm. super opaco, antimpronta, morbido al tatto e resistente al graffio.

Anta leaf metal: anta spessore 20 mm. realizzata con pannello mdf rivestito con laminato in PET 3 strati. Nello strato intermedio è presente una foglia micron di alluminio. Lo strato superiore garantisce una ottima resistenza al graffio.

Anta laminato: anta spessore 20 mm. realizzata con pannello di particelle di legno a bassa emissione di formaldeide (classe E1) rivestito su due lati con foglio laminato e bordato 4 lati con bordo unicolor. Incollaggio poliuretano.

Anta laminato Enix: anta spessore 20 mm. realizzata con pannello di particelle di legno a bassa emissione di formaldeide (classe E1) rivestito su un lato con foglio laminato Fenix e bordato 4 lati con bordo ABS. Incollaggio poliuretano.

Anta laccato satinato: anta spessore 20 mm. realizzata con pannello mdf laccato satinato su fondo poliestere.

Anta laccato lucido: anta spessore 20 mm. realizzata con pannello mdf laccato lucido su fondo poliestere.

Anta laccato raw poro aperto: anta spessore 20 mm. realizzata con pannello di particelle di legno a bassa emissione di formaldeide (classe E1) rivestito con piallaccio di rovere, bordato legno su quattro lati e laccato.

Anta noce raw: anta spessore 20 mm. realizzata con pannello di particelle di legno a bassa emissione di formaldeide (classe E1) rivestito con piallaccio di noce, bordato legno su quattro lati e verniciato con tinte a base di oli naturali.

Anta rovere raw: anta spessore 20 mm. realizzata con pannello di particelle di legno a bassa emissione di formaldeide (classe E1) rivestito con piallaccio di rovere, bordato legno su quattro lati e verniciato con tinte a base di oli naturali.

Anta eucalipto raw: anta spessore 20 mm. realizzata con pannello di particelle di legno a bassa emissione di formaldeide (classe E1) rivestito con piallaccio di eucalipto, bordato legno su quattro lati e verniciato con tinte a base di oli naturali.

Anta legni custom: anta spessore 20 mm. realizzata con pannello di particelle di legno a bassa emissione di formaldeide (classe E1) rivestito con foglia di legno.

Anta calce/resina cemento: anta spessore 20 mm. realizzata con pannello mdf a bassa emissione di formaldeide (classe E1) ricoperto con più mani di intonaco (calce) o biomalta (resina cemento).

GP Milltech door: 20-mm thick door made of wood particleboard with a low formaldehyde emission (class E1) faced with melamine paper.

Super matt door: 20 mm thick door made from an MDF panel faced with 0.8 mm thick, super matt, fingerprint proof laminate that is soft to the touch and scratch resistant.

Metal leaf door: 20 mm thick door made from an MDF panel faced with 3 layers of PET laminate. The middle layer contains a micron sheet of aluminium. The top layer ensures excellent scratch resistance.

Laminate door: 20-mm thick door made of wood particleboard with a low formaldehyde emission (class E1) faced on both sides with sheets of laminate and edged on 4 sides with Unicolor. Polyurethane glue.

Fenix laminate door: 20-mm thick door made of wood particleboard with a low formaldehyde emission (class E1), faced on one side with a sheet of Fenix laminate and edged on 4 sides with ABS. Polyurethane glue.

Satin lacquered door: 20-mm thick door made from an MDF panel with a satin lacquered finish on a polyester base.

Gloss lacquered door: 20-mm thick door made from an MDF panel with a gloss lacquered finish on a polyester base.

Open-pore lacquered door: 20-mm thick door made of wood particleboard with a low formaldehyde emission (class E1), oak veneered and edged with wood on 4 sides and lacquered.

Raw walnut door: 20-mm thick door made of wood particleboard with a low formaldehyde emission (class E1), walnut veneered and edged with wood on 4 sides and varnished with natural oil-based shades.

Raw oak door: 20-mm thick door made of wood particleboard with a low formaldehyde emission (class E1) oak veneered and edged with wood on 4 sides and varnished with natural oil-based shades.

Raw Eucalyptus door: 20 mm thick door made of wood particleboard with a low formaldehyde emission (class E1), eucalyptus veneered and edged with wood on 4 sides and varnished with natural, oil-based shades.

Custom wood door: 20-mm thick door made of wood particleboard with a low formaldehyde emission (class E1) veneered with sheets of wood veneer.

Lime/cement-effect resin door: 20-mm thick door made of MDF with a low formaldehyde emission (class E1) covered with various coats of plaster (lime) or bio-mortar (cement-effect resin).

F Br te Milltech : porte de 20 mm d'épaisseur, réalisée avec un panneau de particules à basse teneur en formaldéhyde (classe E1) revêtu d'un papier mélaminé.

Porte super matt : porte de 20 mm d'épaisseur, réalisée avec un panneau en MDF revêtu en stratifié super mat de 0,8 mm d'épaisseur, anti-empreintes, doux au toucher et résistant aux rayures.

Porte Leaf Metal : porte de 20 mm d'épaisseur, réalisée avec un panneau en MDF revêtu en PET 3 couches. La couche intermédiaire a une feuille d'aluminium micron. La couche supérieure assure une excellente résistance aux rayures.

Br te stratifié : porte de 20 mm d'épaisseur, réalisée avec un panneau de particules à basse teneur en formaldéhyde (classe E1) revêtu sur les deux faces d'une feuille stratifiée et avec 4 chants en unicolor. Collage polyuréthane.

Porte en stratifié Fenix : porte de 20 mm d'épaisseur, réalisée avec un panneau de particules à basse teneur en formaldéhyde (classe E1) revêtu sur une face d'une feuille de stratifié Fenix et avec 4 chants en ABS. Collage polyuréthane.

Porte laquée satinée : porte de 20 mm d'épaisseur, réalisée avec un panneau en MDF laqué satiné sur support polyester.

Br te laqué brillante : porte de 20 mm d'épaisseur, réalisée avec un panneau en MDF laqué brillant sur support polyester.

Porte laquée raw à pores ouverts : porte de 20 mm d'épaisseur, réalisée avec un panneau de particules à basse teneur en formaldéhyde (classe E1) revêtu d'un placage chêne avec quatre chants en bois et laqué.

Porte en noyer raw : porte de 20 mm d'épaisseur, réalisée avec un panneau de particules à basse teneur en formaldéhyde (classe E1) revêtu d'un placage noyer raw avec quatre chants en bois et verni avec des teintes à base d'huiles naturelles.

Porte en chêne raw : porte de 20 mm d'épaisseur, réalisée avec un panneau de particules à basse teneur en formaldéhyde (classe E1) revêtu d'un placage chêne avec quatre chants en bois et verni avec des teintes à base d'huiles naturelles.

Br te en eucalyptus Raw : porte de 20 mm d'épaisseur, réalisée avec un panneau de particules à basse teneur en formaldéhyde (classe E1) revêtu d'un placage eucalyptus avec quatre chants en bois et verni avec des teintes à base d'huiles naturelles.

Bois Custom : porte de 20 mm d'épaisseur, réalisée avec un panneau de particules à basse teneur en formaldéhyde (classe E1) revêtu d'une feuille de bois.

Porte finition chaux / résine aspect ciment : porte de 20 mm d'épaisseur, réalisée avec un panneau en MDF à basse teneur en formaldéhyde (Classe E1) recouvert de plusieurs couches d'enduit (pour la finition chaux) ou de bio-mortier (pour la finition résine aspect ciment).

E Puerta de Milltech: puerta de 20 mm de grosor realizada con tablero de aglomerado de madera con baja emisión en formaldehído (clase E1) recubierto con papel impregnado de resinas melamínicas.

Ber ta super matt: puerta de 20 mm de grosor realizada con tablero de MDF recubierto con laminado de 0,8 mm súper mate, antihuellas, suave al tacto y resistente al rayado.

Ber ta leaf metal: puerta de 20 mm de grosor realizada con tablero de MDF recubierto con laminado PET 3 capas. La capa intermedia incluye una hoja micron de aluminio. La capa superior asegura la máxima resistencia al rayado.

Ber ta de laminado: puerta de 20 mm de grosor realizada con tablero de aglomerado de madera con baja emisión en formaldehído (clase E1), con dos caras recubiertas de laminado y canteado 4 lados con unicolor. Adhesivo poliuretánico.

Ber ta de laminado Enix: puerta de 20 mm de grosor realizada con tablero de aglomerado de madera con baja emisión en formaldehído (clase E1), una cara recubierta con hoja de laminado Fenix y canteado 4 lados con ABS. Adhesivo poliuretánico.

Puerta lacada satinada: puerta de 20 mm de grosor realizada con tablero de MDF lacado satinado sobre sustrato de poliéster.

Puerta lacada brillante: puerta de 20 mm de grosor realizada con tablero de MDF lacado brillante sobre sustrato de poliéster.

Puerta lacada raw a poro abierto: puerta de 20 mm de grosor realizada con tablero de aglomerado de madera con baja emisión de formaldehído (clase E1) chapado en roble y canteado 4 lados en madera y lacado.

Ber ta de nogal raw: puerta de 20 mm de grosor realizada con tablero de aglomerado de madera con baja emisión en formaldehído (clase E1) chapado en nogal, canteado 4 lados en madera y barnizado a base de aceites naturales.

Ber ta de roble raw: puerta de 20 mm de grosor realizada con tablero de aglomerado de madera con baja emisión en formaldehído (clase E1) chapado en roble, canteado 4 lados en madera y barnizado a base de aceites naturales.

Puerta de eucalipto raw: puerta de 20 mm de grosor realizada con tablero de aglomerado de madera con baja emisión en formaldehído (clase E1) chapado en eucalipto, canteado 4 lados en madera y barnizado a base de aceites naturales.

Maderas Custom/en paquet e: puerta de 20 mm de grosor realizada con tablero de aglomerado de madera con baja emisión en formaldehído (clase E1).

Ber ta de cal/resina cemento: puerta de 20 mm de grosor realizada con tablero de MDF con baja emisión en formaldehído (clase E1) recubierto con varias capas de enlucido (cal) o bio-mortero (resina cemento).

D Tü in Milltech: Tür Stärke 20 mm, hergestellt aus einer Holzspanplatte mit niedriger Formaldehydabgabe (Klasse E1) mit Beschichtung aus melaminharzgetränktem Papier.

Tür supermatt: Tür Stärke 20 mm, hergestellt aus einer MDF-Platte mit Laminatbeschichtung 0,8 mm, supermatt, fingerabdruckresistent, berührungsfreundlich und kratzfest.

Tür Leaf metal: Tür Stärke 20 mm, hergestellt aus einer MDF-Platte mit dreischichtiger PET-Laminatbeschichtung. In der Mittelschicht befindet sich eine mikrofeine Aluminiumfolie. Die obere Schicht gewährleistet eine ausgezeichnete Kratzfestigkeit.

Tü in lam inat: Tür Stärke 20 mm, hergestellt aus einer Holzspanplatte mit niedriger Formaldehydabgabe (Klasse E1), beide Seiten mit Laminatbeschichtung und vier Seiten mit Kante Unicolor. Verleimung mit Polyurethan.

Tür in Laminat Fenix: Tür Stärke 20 mm, hergestellt aus einer Holzspanplatte mit niedriger Formaldehydabgabe (Klasse E1), 1 Seite mit Laminatbeschichtung Fenix und vier Seiten mit ABS-Kante. Verleimung mit Polyurethan.

Tür in Lack satiniert: Tür Stärke 20 mm, hergestellt aus einer MDF-Platte in Ausführung Lack satiniert auf Polyesterbasis.

Tü in lack Hochglanz Tür Stärke 20 mm, hergestellt aus einer MDF-Platte in Ausführung Lack Hochglanz auf Polyesterbasis.

Tür in offenporiger Lackausführung Raw: Tür Stärke 20 mm, hergestellt aus einer Holzspanplatte mit niedriger Formaldehydabgabe (Klasse E1) mit Beschichtung in Eichenfurnier, alle vier Kanten aus Holz, mit Lackierung.

Tür in Nussbaum Raw: Tür Stärke 20 mm, hergestellt aus einer Holzspanplatte mit niedriger Formaldehydabgabe (Klasse E1) mit Beschichtung in Nussbaumfurnier, alle vier Kanten aus Holz, Lackierung mit Farben auf Naturölbasis.

Tür in Eiche Raw: Tür Stärke 20 mm, hergestellt aus einer Holzspanplatte mit niedriger Formaldehydabgabe (Klasse E1) mit Beschichtung in Eichenfurnier, alle vier Kanten aus Holz, Lackierung mit Farben auf Naturölbasis.

Tür in Eukalyptus Raw: Tür Stärke 20 mm, hergestellt aus einer Holzspanplatte mit niedriger Formaldehydabgabe (Klasse E1) mit Beschichtung in Eukalyptusfurnier, alle vier Kanten aus Holz, Lackierung mit Farben auf Naturölbasis.

Tür in Holz Custom: Tür Stärke 20 mm, hergestellt aus einer Holzspanplatte mit niedriger Formaldehydabgabe (Klasse E1).

Tür mit Kalkverputz/Kunstharz in Zementoptik: Tür Stärke 20 mm, hergestellt aus einer MDF-Platte mit niedriger Formaldehydabgabe (Klasse E1), die mehrere Verputzschichten (Kalk) oder Schichten aus Biomörtel (Kunstharz in Zementoptik) aufweist.